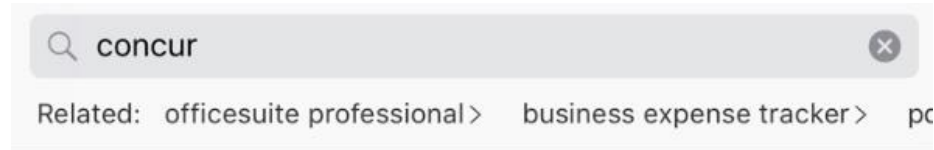
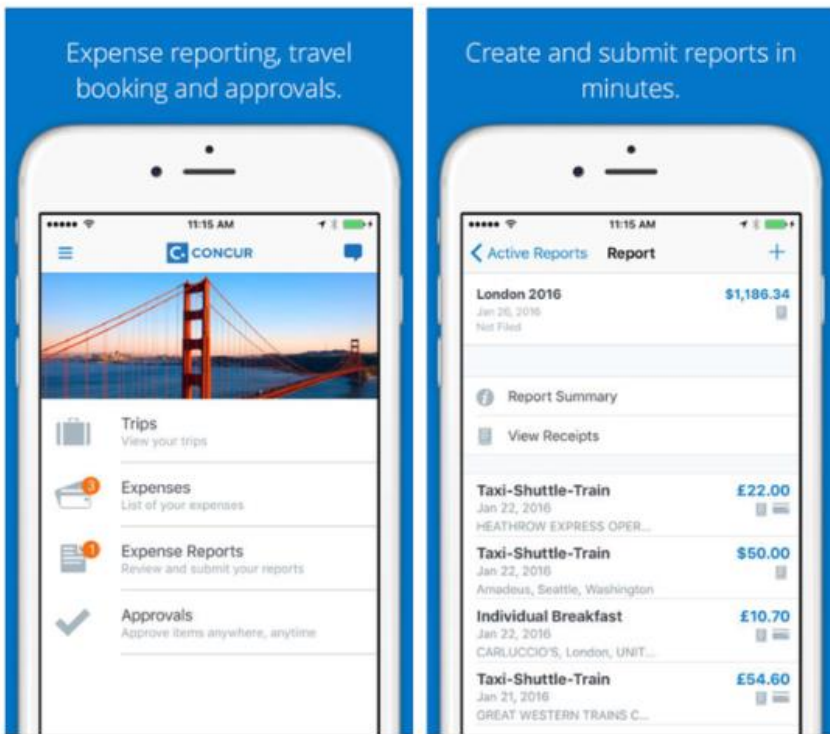


Accessing Concur for Mobile: Instructions

Step 1 – Download Concur from app store (Android, Apple)



The app listing for "Concur - Travel, Receipts, Expense Reports". It features the Concur logo (a blue square with a white 'C'), the app name, the developer name "Concur", and a 4.5-star rating from 10 reviews. An "OPEN" button is visible to the right of the listing.



Step 2 – Open the app and select 'SSO Company Code Sign In'



Sign in to Concur


Work Email or Username

Next

Forgot Password?

OR

[SSO Company Code Sign In](#)



Not a member yet? Try Test Drive

Step 3 – Enter A7PL34

Verizon


12:52 PM

[Back](#)



Sign in with SSO

A7PL34



Next

Use SSO if your company has issued an SSO company code.

Step 4 – Use your network login credentials as you do for other applications like Guidepost. You should now have access to book reservations through the mobile application.

[← Back](#)

Company Sign On

Connecting to  WORLD-WIDE TRAVEL ASSOCIATES

Sign-in with your The Washington Post and Companies - Prod account to access WWTA

The Washington Post
AND
COMPANIES



Sign In

[Need help signing in?](#)

Notes:

- **Concur Mobile does not support the capability to book on behalf of another user OR a guest user. If you are looking to plan travel for someone else other than yourself, please utilize the web interface.**

If you have any questions or issues, please contact the WWTA Help Desk at (202) 741-9648 option 3 or support@wwtainc.com